

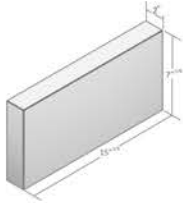


# SIZE and SHAPE

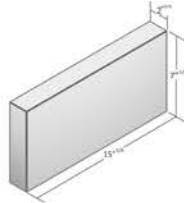
GUIDE | STANDARD GRAY



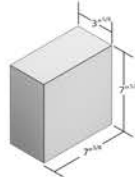
TEXASBUILDINGPRODUCTS.COM  
CALL 254-672-5262 FOR PRODUCT AVAILABILITY



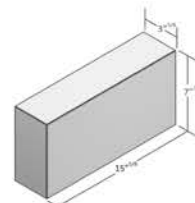
**2X8X16 SOLID**



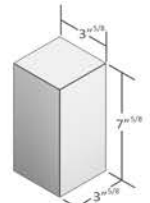
**2.25X8X16 SOLID**



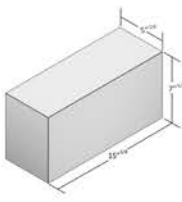
**4X8X8 SOLID**



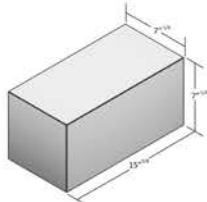
**4 X8X16 SOLID**



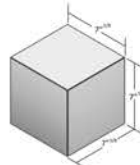
**4X8X4 SOLID PLUG**



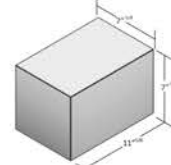
**6X8X16 SOLID**



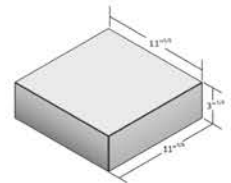
**8X8X16 SOLID**



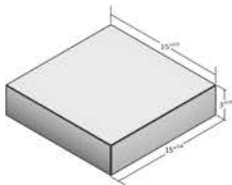
**8X8X8 SOLID**



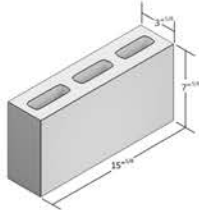
**8X8X12 SOLID**



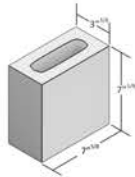
**12X4X12 SOLID**



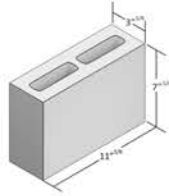
**16X4X16 SOLID PAD**



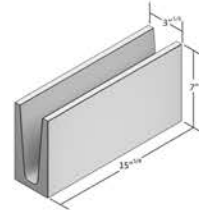
**4X8X16 PARTITION**



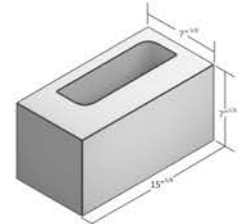
**4X8X8 HALF**



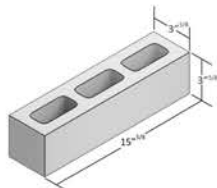
**4X8X12 THREE QUARTER**



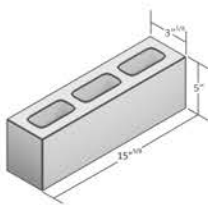
**4X8X16 U LINTEL**



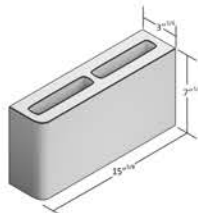
**8X8X16 MPC CORNER**



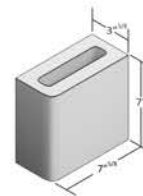
**4X4X16 STARTER**



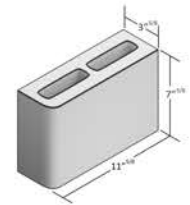
**4X5X16 STARTER**



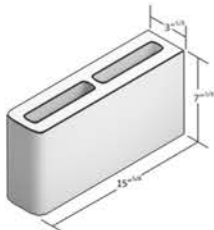
**4X8X16 SINGLE BULL NOSE**



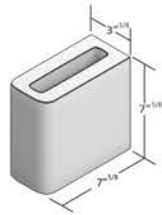
**4X8X8 SINGLE BULL NOSE**



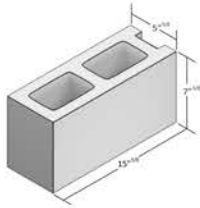
**4X8X12 SINGLE BULL NOSE**



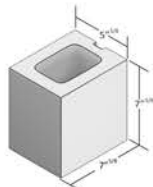
**4X8X16 DOUBLE BULL NOSE**



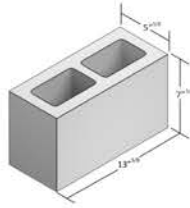
**4X8X8 DOUBLE BULL NOSE**



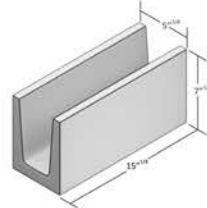
**6X8X16 REGULAR**



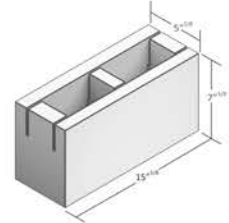
**6X8X8 HALF**



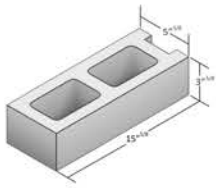
**6X8X14 CORNER**



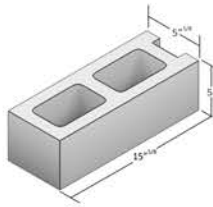
**6X8X16 U-LINTEL**



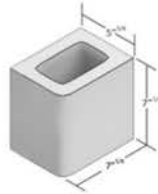
**6X8X16 KNOCK OUT**



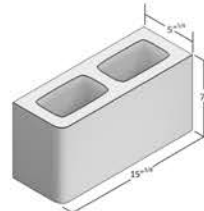
**6X4X16 STARTER**



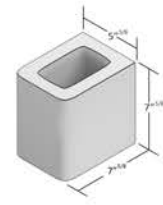
**6X5X16 STARTER**



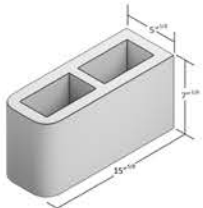
**6X8X8 SINGLE BULL NOSE**



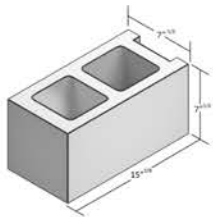
**6X8X16 SINGLE BULL NOSE**



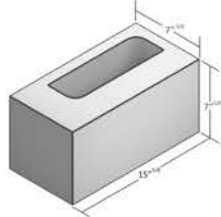
**6X8X8 DOUBLE BULL NOSE**



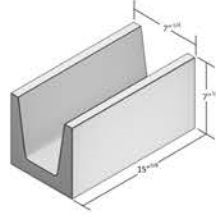
**6X8X16 DOUBLE BULL NOSE**



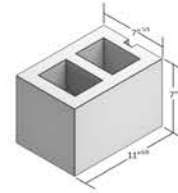
**8X8X16 REGULAR**



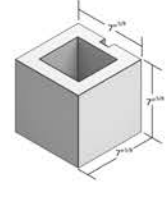
**8X8X16 MULTI-PURPOSE CORNER**



**8X8X16 U LINTEL**



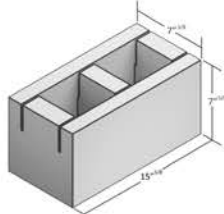
**8X8X12 THREE QUARTER**



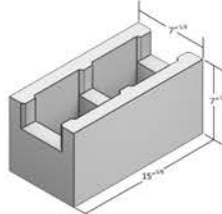
**8X8X8 HALF**



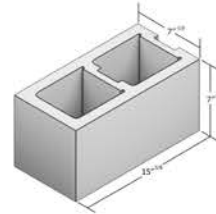
**8X16X8 HORSE COLLAR**



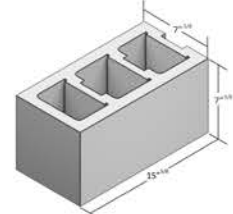
**8X8X16 STANDARD KNOCKOUT**



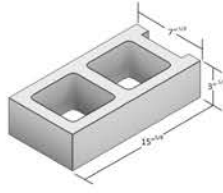
**8X8X16 CA KNOCKOUT**



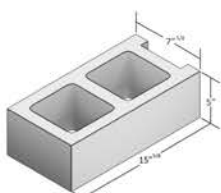
**8X8X16 2-HOLE CONDUIT**



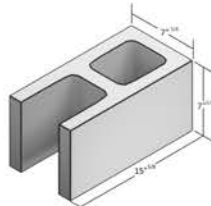
**8X8X16 3-HOLE CONDUIT**



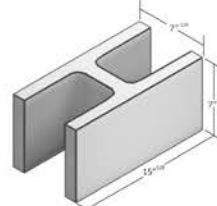
**8X4X16 STARTER**



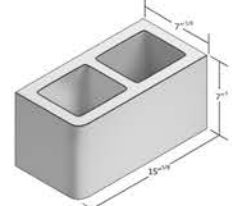
**8X5X16 STARTER**



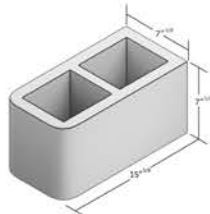
**8X8X16 END OUT**



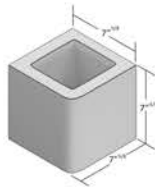
**8X8X16 DOUBLE END OUT**



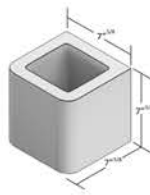
**8X8X16 SINGLE BULL NOSE**



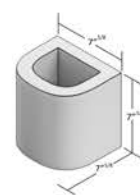
**8X8X16 DOUBLE BULL NOSE**



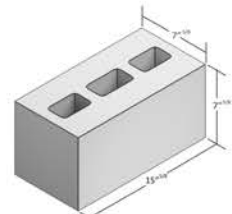
**8X8X8 SINGLE BULL NOSE**



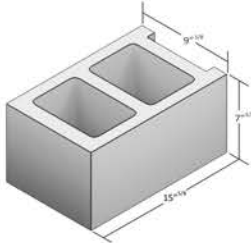
**8X8X8 DOUBLE BULL NOSE**



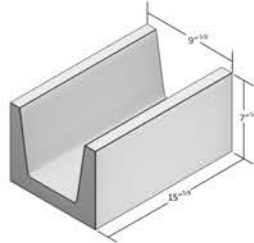
**8X8X8 RADIUS CAP**



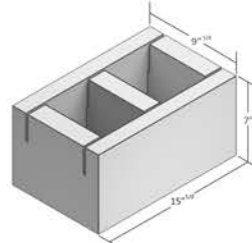
**8X8X16 3-HOLE 4-HOUR**



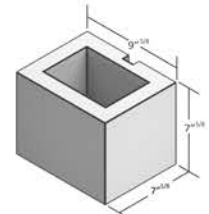
**10X8X16 REGULAR**



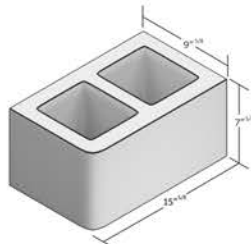
**10X8X16 U LINTEL**



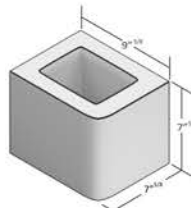
**10X8X16 KNOCK OUT**



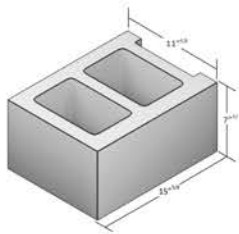
**10X8X8 HALF**



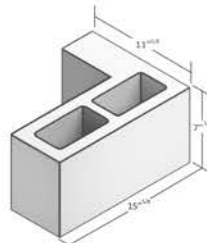
**10X8X16 SINGLE BULL NOSE**



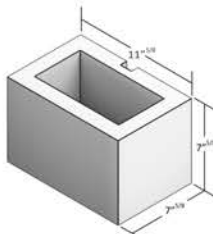
**10X8X8 SINGLE BULL NOSE**



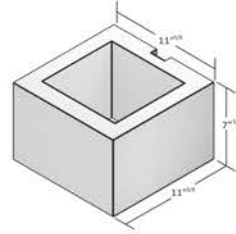
**12X8X16 REGULAR**



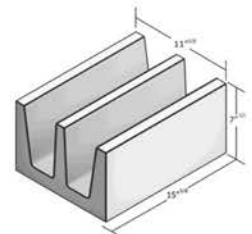
**12X8X16 CORNER**



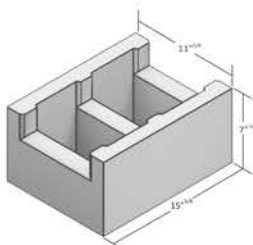
**12X8X8 HALF**



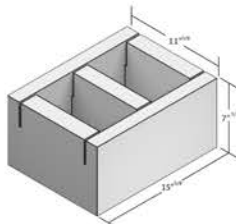
**12X8X12 THREE QUARTER**



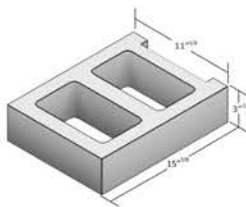
**12X8X16 U LINTEL**



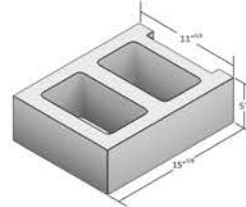
**12X8X16 CA KNOCKOUT**



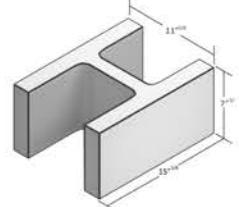
**12X8X16 KNOCK OUT**



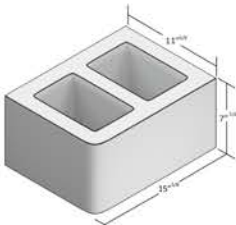
**12X4X16 STARTER**



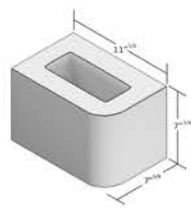
**12X5X16 STARTER**



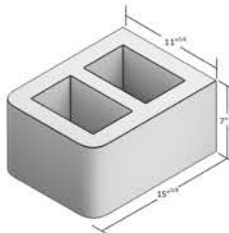
**12X8X16 DOUBLE OPEN END**



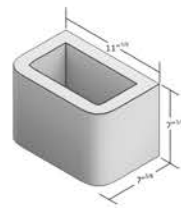
**12X8X16 SINGLE BULL NOSE**



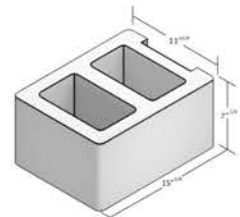
**12X8X8 SINGLE BULL NOSE**



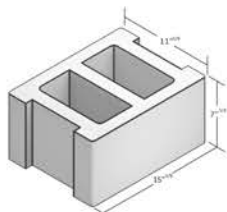
**12X8X16 DOUBLE BULL NOSE**



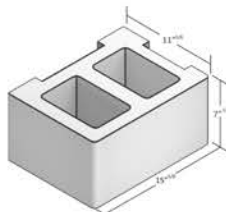
**12X8X8 DOUBLE BULL NOSE**



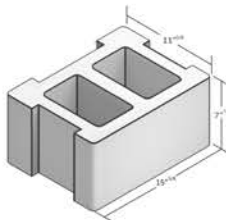
**12X8X16 GATE PILASTER**



**12X8X16 CENTER WALL PILASTER**



**12X8X16 CORNER PILASTER**



**12X8X16 T PILASTER**