

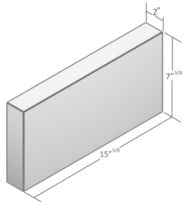


SIZE and SHAPE

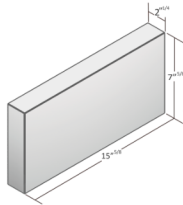
GUIDE | STANDARD GRAY



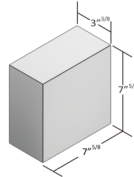
TEXASBUILDINGPRODUCTS.COM
CALL 254-672-5262 FOR PRODUCT AVAILABILITY



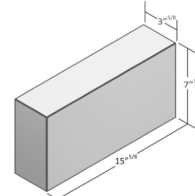
2X8X16 SOLID



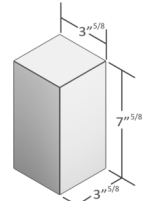
2.25X8X16 SOLID



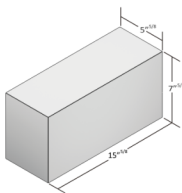
4X8X8 SOLID



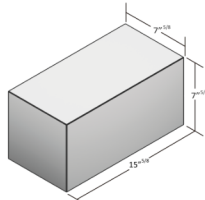
4 X8X16 SOLID



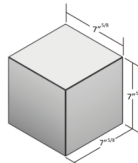
4X8X4 SOLID PLUG



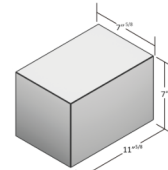
6X8X16 SOLID



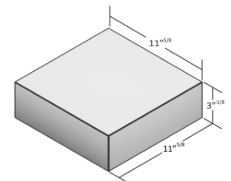
8X8X16 SOLID



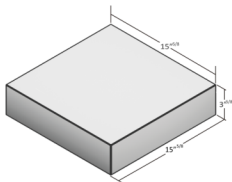
8X8X8 SOLID



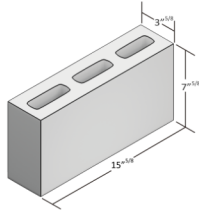
8X8X12 SOLID



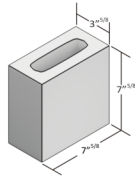
12X4X12 SOLID



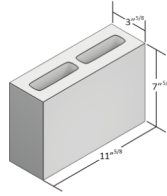
16X4X16 SOLID PAD



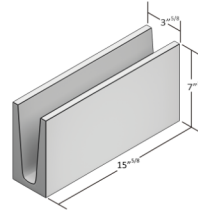
4X8X16 PARTITION



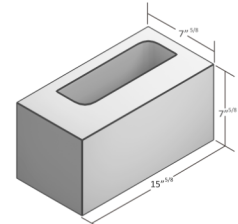
4X8X8 HALF



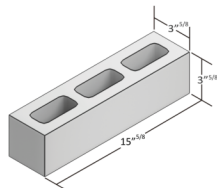
4X8X12 THREE QUARTER



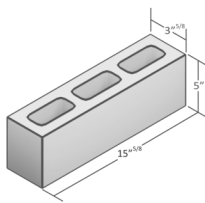
4X8X16 U LINTEL



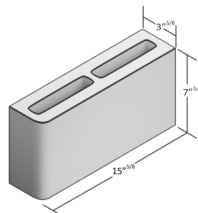
8X8X16 MPC CORNER



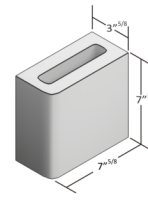
4X4X16 STARTER



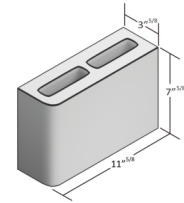
4X5X16 STARTER



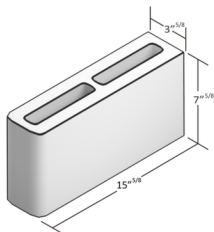
4X8X16 SINGLE BULL NOSE



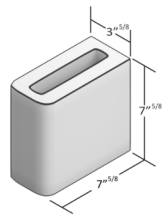
4X8X8 SINGLE BULL NOSE



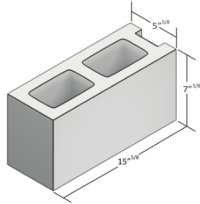
4X8X12 SINGLE BULL NOSE



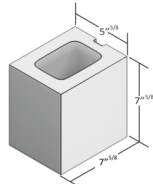
4X8X16 DOUBLE BULL NOSE



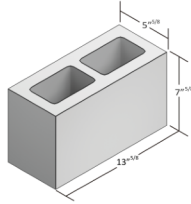
4X8X8 DOUBLE BULL NOSE



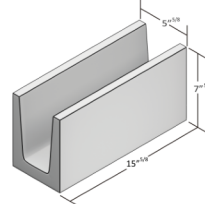
6X8X16 REGULAR



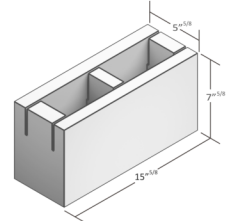
6X8X8 HALF



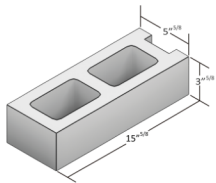
6X8X14 CORNER



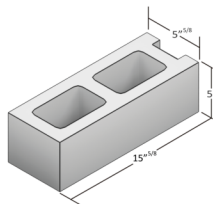
6X8X16 U-LINTEL



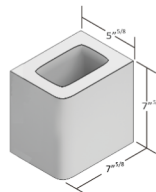
6X8X16 KNOCK OUT



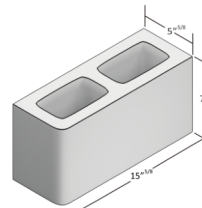
6X4X16 STARTER



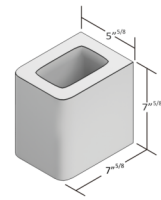
6X5X16 STARTER



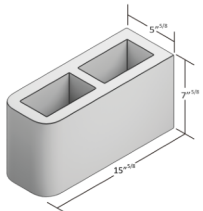
6X8X8 SINGLE BULL NOSE



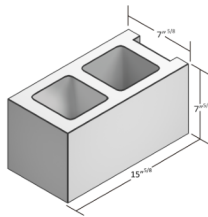
6X8X16 SINGLE BULL NOSE



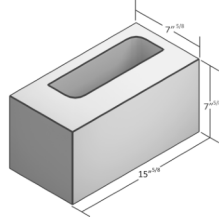
6X8X8 DOUBLE BULL NOSE



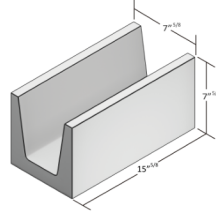
6X8X16 DOUBLE BULL NOSE



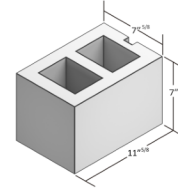
8X8X16 REGULAR



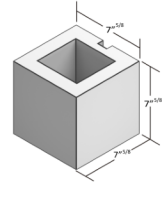
8X8X16 MULTI-PURPOSE CORNER



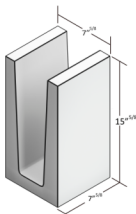
8X8X16 U LINTEL



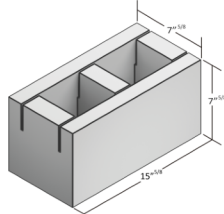
8X8X12 THREE QUARTER



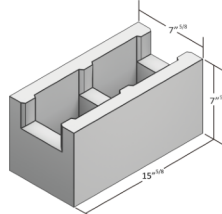
8X8X8 HALF



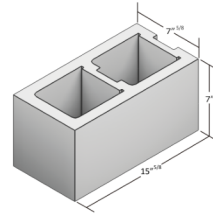
8X16X8 HORSE COLLAR



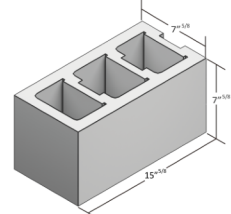
8X8X16 STANDARD KNOCKOUT



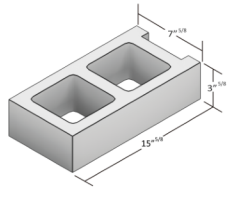
8X8X16 CA KNOCKOUT



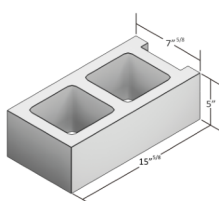
8X8X16 2-HOLE CONDUIT



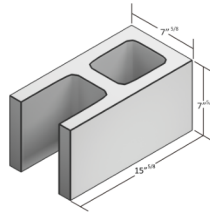
8X8X16 3-HOLE CONDUIT



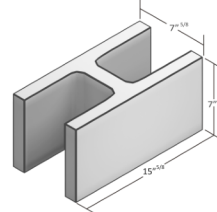
8X4X16 STARTER



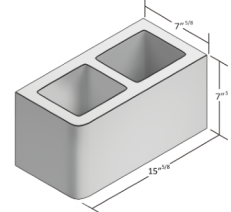
8X5X16 STARTER



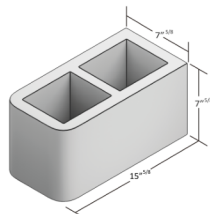
8X8X16 END OUT



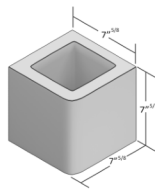
8X8X16 DOUBLE END OUT



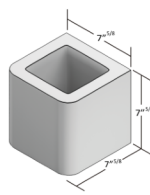
8X8X16 SINGLE BULL NOSE



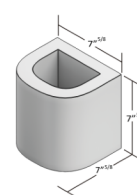
8X8X16 DOUBLE BULL NOSE



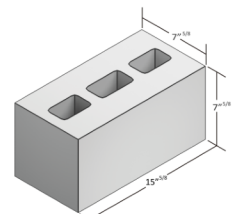
8X8X8 SINGLE BULL NOSE



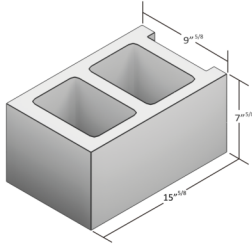
8X8X8 DOUBLE BULL NOSE



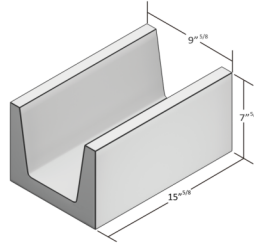
8X8X8 RADIUS CAP



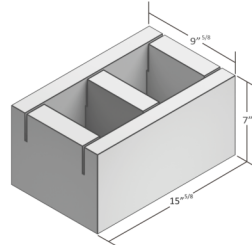
8X8X16 3-HOLE 4-HOUR



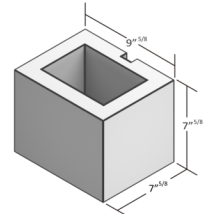
10X8X16 REGULAR



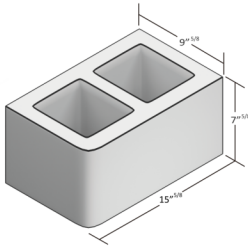
10X8X16 U LINTEL



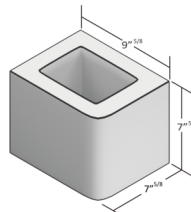
10X8X16 KNOCK OUT



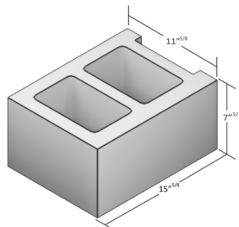
10X8X8 HALF



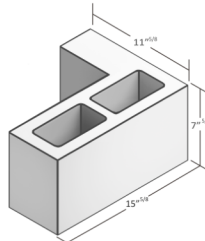
10X8X16 SINGLE BULL NOSE



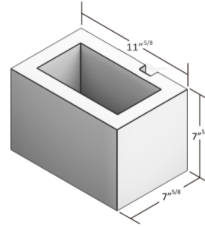
10X8X8 SINGLE BULL NOSE



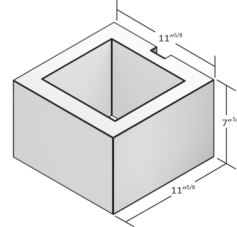
12X8X16 REGULAR



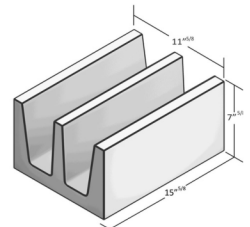
12X8X16 CORNER



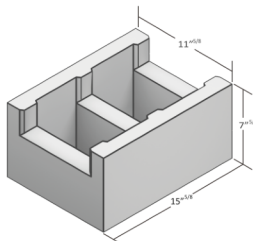
12X8X8 HALF



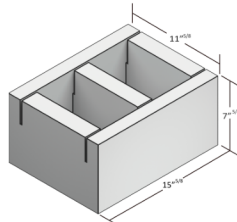
12X8X12 THREE QUARTER



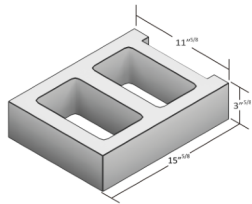
12X8X16 U LINTEL



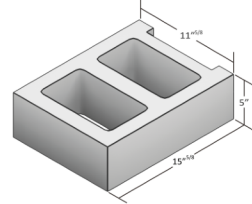
12X8X16 CA KNOCKOUT



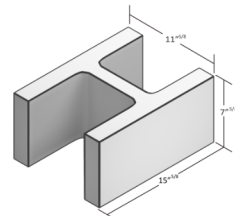
12X8X16 KNOCK OUT



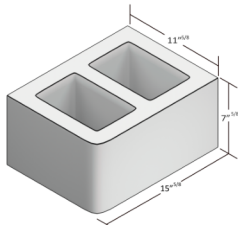
12X4X16 STARTER



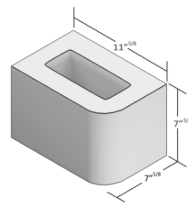
12X5X16 STARTER



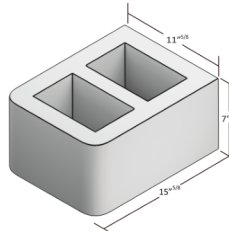
12X8X16 DOUBLE OPEN END



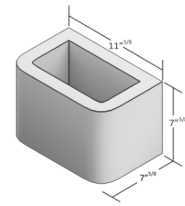
12X8X16 SINGLE BULL NOSE



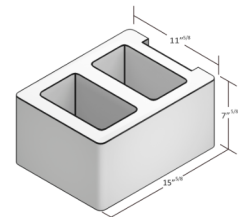
12X8X8 SINGLE BULL NOSE



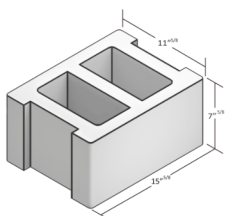
12X8X16 DOUBLE BULL NOSE



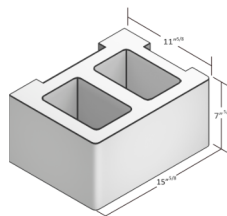
12X8X8 DOUBLE BULL NOSE



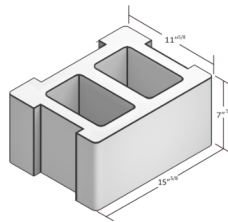
12X8X16 GATE PILASTER



12X8X16 CENTER WALL PILASTER



12X8X16 CORNER PILASTER



12X8X16 T PILASTER